

ManageEngine 

ADManager Plus

AD管理員的好幫手



藍籌科技

張慶振

Kerry Chang



原生AD管理就夠了嗎？

Native ADUC is enough?

AD管理是一門藝術

- 您是否遇到這些狀況？
 - 權限不容易分配
 - 報表需要花時間整理
 - 備份還原工程浩大

花費許多心力與成本，卻常常事倍功半



客戶常問的 微軟 AD 管理 Q&A

- 要一次在AD/O365/Exchange新增大量使用者
- 離職的同仁帳號管理
- 主管想要看各種AD的報表
- 備份還原AD不容易



AD管理員也是需要被服務的

- ADManager Plus 協助您：
 - 一次性大量管理
 - 內建多達200多種即時報表
 - 權限分配，群組人員管理
 - 自動化日常任務
 - 委任管理



ADManager Plus 系統需求

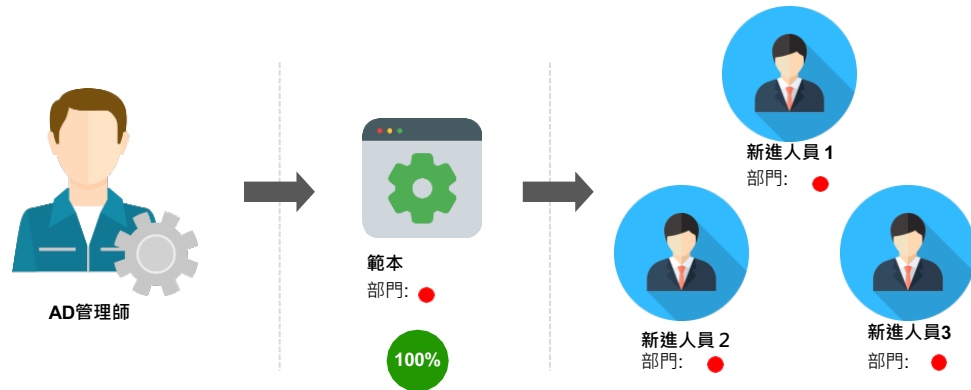
- 需要相對應的AD權限(管理物件/稽核等等)
- 建議硬體規格
 - Processor : P4 – 2.0 GHz or better
 - RAM : 8 GB
 - Disk Space : 40 GB (初始安裝)
- 支援平台
 - Windows Server (2019/2016/2012 R2)

A person in a light blue shirt is sitting at a white desk, working on a laptop. The person is leaning forward, looking at the screen. The background is a blurred office setting with a window. The text '功能介紹' is overlaid in the center of the image.

功能介紹

AD綜合管理 – 更方便的人員管理

- 可依照部門或職位，在範本內，設定預設相關權限
- 透過範本部署人員，可有效避免人員設定衝突



AD綜合管理 – 可批次管理

The screenshot displays the AD Management console with a navigation menu on the left and a main content area. The navigation menu includes: Home, Management, Reports, Office 365, Delegation, Workflow, Automation, Admin, Auditing, Backup, Support, and a Domain settings icon. The main content area is organized into several sections:

- User Management**:
 - User Creation**: Create Single User, Create Bulk Users
 - User Modification**: Modify Single User, Modify Bulk Users
 - User Templates**: User Creation Templates, User Modification Templates
 - CSV Import**: Create Users, Modify Users
- Bulk User Modification**:
 - General Attributes**: Reset Password, Unlock Users, Profile Attributes, Custom Attributes, Manage user photos
 - Exchange Tasks**: Exchange Features, Set Mailbox Rights, Modify SMTP Address, Exchange Offline Address Book, Exchange Policies
 - Exchange Mailbox Tasks**: Create/Archive User Mailbox, Disable/Delete User Mailbox, Migrate Mailbox, Auto reply
 - Exchange Limits**: Naming Attributes, Delivery Options, Storage Limits, Delivery Restrictions
 - Terminal Services**: Dial-in or VPN Properties, Move/Delete TS HomeFolders, Terminal Services Profile, Terminal Services Remote Co, Terminal Services Sessions, Terminal Services Environment

Two red arrows point to specific sections:

- An arrow points from the left navigation menu to the **User Creation** section, with the text **大量新增使用者** (Mass New Users).
- An arrow points from the **General Attributes** section to the **Enable/Disable Users** task, with the text **大量關閉/刪除使用者** (Mass Close/Delete Users).

AD綜合管理 — 直接勾選大量管理

更改使用者的帳戶屬性 ?

一覽視圖

啟用/禁用該帳戶 : 啟用

應用

全部選中 全部清除

1-50 / 142

<input type="checkbox"/>	全名	名	登錄名	帳戶逾期時間	帳戶狀態	最後登
<input type="checkbox"/>	aaron es	aaron	aaronvanes@admanagerplus.com	永不逾期	已啟用	0
<input type="checkbox"/>	AbdulLatheef	Abdul	Laths@admanagerplus.com	永不逾期	已啟用	0
<input checked="" type="checkbox"/>	AldoOrnelas	Aldo	AOrnelas@admanagerplus.com	永不逾期	已啟用	0
<input type="checkbox"/>	Andres Valarezo	-	-	永不逾期	已禁用	0
<input type="checkbox"/>	asdfq	-	-	永不逾期	已禁用	0
<input type="checkbox"/>	BerndWinter	Bernd	BWinter@admanagerplus.com	永不逾期	已啟用	0
<input type="checkbox"/>	Billy Dee	Billy	billy.dee@admanagerplus.com	永不逾期	已禁用	0
<input type="checkbox"/>	Bobby Shew	Bobby	shewb@admanagerplus.com	永不逾期	已啟用	0
<input type="checkbox"/>	BrendaMayoral	-	-	永不逾期	已禁用	0
<input type="checkbox"/>	carlosj	Juan	carlosj@admanagerplus.com	永不逾期	已禁用	0
<input type="checkbox"/>

AD綜合管理 – 即時報表 / 排程報表

Recently Logged On Users ?

Selected Domain recoverymanagerplus.com
Selected OUs : All [Add OUs](#)

admanagerplus.com
Selected OUs : All [Add OUs](#)

Select the desired time period

Export as Schedule Reports More

- CSV
- PDF
- XLSX
- HTML
- CSVDE

Generate Stop

Generated on: 2020-09-08 23:41:28

Delete ... + Create Request 1-10 of 10 100 Add/Remove Columns

<input type="checkbox"/>	Display Name	SAM Account Name	Last Logon Time	Email Address	Department
<input type="checkbox"/>	-	Administrator	2020-08-30 02:19:07	-	-
<input type="checkbox"/>	acid	acid	2020-09-04 05:57:37	-	-
<input type="checkbox"/>	adap	mystery	2020-08-27 16:23:02	-	-
<input type="checkbox"/>	admanager	admanager	2020-09-08 23:31:08	-	-
<input type="checkbox"/>	Arya	arya	2020-09-04 05:57:38	-	-
<input type="checkbox"/>	demo	demo	2020-09-07 14:14:50	-	-
<input type="checkbox"/>	Eventlog	reboot	2020-09-04 05:57:37	-	-
<input type="checkbox"/>	Harry	harry	2020-09-08 21:55:04	-	-
<input type="checkbox"/>	hussev	hussev	2020-09-04 05:57:37	-	-

Personalized Demo
[CLICK HERE](#)

AD綜合管理 – 稽核報表 / 自訂報表

Home Management Reports Office 365 Delegation Workflow Automation Admin Auditing Backup Support Domain Settings

User Reports Password Reports Group Reports Computer Reports Exchange Reports GPO Reports NTFS Reports More

User Reports Password Reports Group Reports Computer Reports Exchange Reports Contact Reports Terminal Service Reports GPO Reports OU Reports NTFS Reports Security Reports Other Reports Compliance Reports G Suite Reports Custom Reports

Compliance Reports

Schedule Reports

SOX	HIPAA	PCI	FISMA
All Users	Recently Logged On Users	Recently Logged On Users	Recent Logon Failures
All Groups	Recent Logon Failures	Recent Logon Failures	Real Last Logon
All Computers	Real Last Logon	Real Last Logon	Users with Password Never Expires
All Contacts	Users With Terminal Server Access	Locked-out Users	Password Changed Users
All OUs	Recently Created Users	Users in Groups	Recently Created Users
All GPOs & Linked AD Objects	Recently Modified Users	Shares in the Servers	Recently Modified Users
Office 365 Users	Recently Modified GPOs	Permissions for Folders	Recently Created Computers
GLBA	GDPR		
Recently Logged On Users	Shares in the Servers		
Recent Logon Failures	Permissions for Folders		
Real Last Logon	Folders accessible by Accounts		
Users with Password Never Expires	Server Permissions		
Password Changed Users	Subnet Permissions		
Security Groups	Servers accessible by Accounts		
Distribution Groups	Subnets accessible by Accounts		

AD綜合管理 – 無需Script的自動化任務或政策

Home Management Reports Office 365 Delegation Workflow Automation Admin Auditing Backup Support Domain Settings

Automation

Automation

Automation Policy

* Automation Name Description

Automation Category Select Domain All OUs [\[Add OUs\]](#)

Tasks to automate
Specify the task you want to automate.

Automation Task/Policy Implement [Business Workflow](#) ?

Select objects
Select the objects on which the task would be performed.

From Report

Execution Time
Specify the time/interval at which the task should be performed.


Run at For Each: hrs

Notification
Notify the technician when the automation executes.

Enable Notification

Select Task

- Create Users
- Modify User Attributes
- Modify User by Template
- Reset Password
- Unlock Users
- Disable users
- Select Automation Policy



AD綜合管理 – 無需Script的自動化任務或政策

Home Management Reports Office 365 Delegation Workflow Automation Admin Auditing Backup Support Domain Settings

Automation

Automation

Automation Policy

* Automation Name Description

Automation Category Select Domain All OUs [\[Add OUs\]](#)

Tasks to automate
Specify the task you want to automate.

Automation Task/Policy Implement [Business Workflow](#) ?

Select objects
Select the objects on which the task would be performed.

From Report

Execution Time
Specify the time/interval at which the task should be performed.


Run at For Each: hrs

Notification
Notify the technician when the automation executes.

Enable Notification

Select Task

- Create Users
- Modify User Attributes
- Modify User by Template
- Reset Password
- Unlock Users
- Disable users
- Select Automation Policy

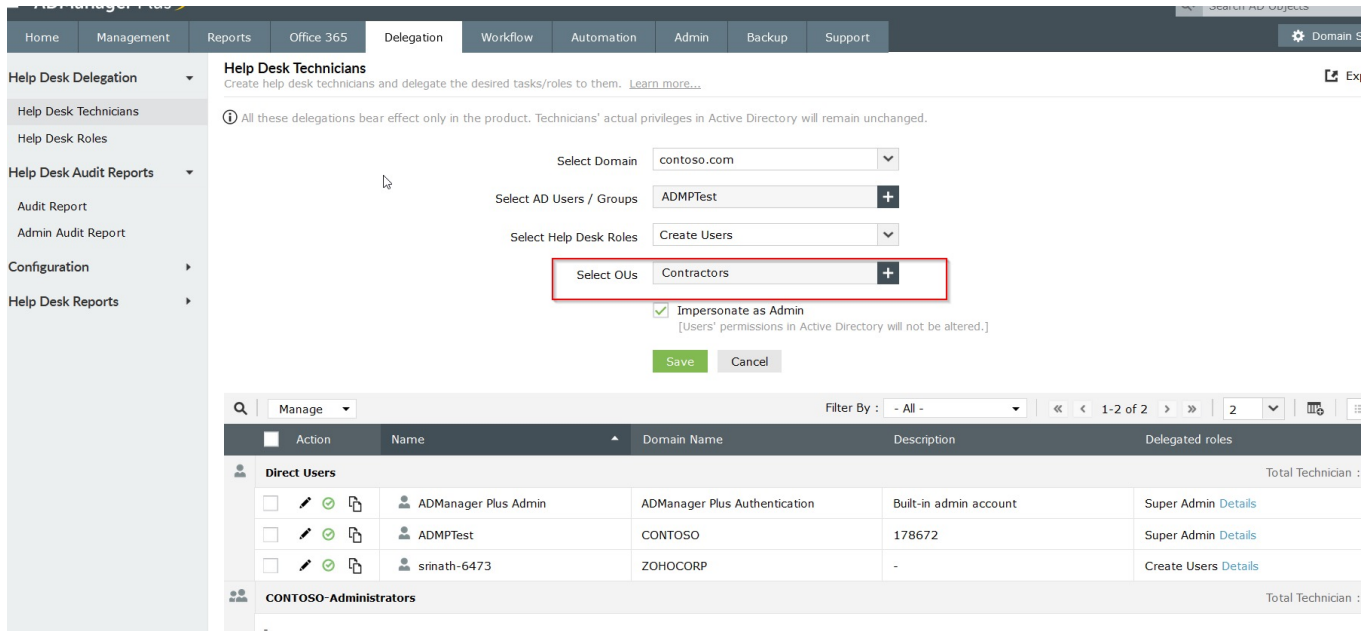


A person in a light-colored shirt is leaning over a white desk, typing on a silver laptop. The scene is dimly lit, with a soft glow from the laptop screen. The background shows a blurred office environment with a window and some papers.

使用情境

使用情境 – 委任OU管理員

- 委任外點人員，當使用者遇到AD狀況時，提供即時協助



The screenshot shows the 'Delegation' configuration page in ADManager Plus. The 'Help Desk Technicians' section is active, and the 'Select OUs' field is highlighted with a red box, showing 'Contractors' selected. Below the form is a table of users with columns for Action, Name, Domain Name, Description, and Delegated roles.

Action	Name	Domain Name	Description	Delegated roles
Direct Users				
<input type="checkbox"/>	ADManager Plus Admin	ADManager Plus Authentication	Built-in admin account	Super Admin Details
<input type="checkbox"/>	ADMPTest	CONTOSO	178672	Super Admin Details
<input type="checkbox"/>	srinath-6473	ZHOOCORP	-	Create Users Details
CONTOSO-Administrators				

使用情境 — 套用O365帳號

Select Office 365 Properties

General

*Password Random password Type a password
[Configure password complexity]

*Office 365 Domain: zohocorpadmphybrid.mail.onmicrosoft.com

Group Membership: forrealusers

License Information

Usage Location: Argentina

Assign Licenses

Licenses	Refresh
<input checked="" type="checkbox"/> Office 365 Enterprise E3 1 of 22 licenses available	
<input type="checkbox"/> FLOW_FREE 9,981 of 10,000 licenses available	
<input type="checkbox"/> MS_TEAMS_IW 499,963 of 500,000 licenses available	
<input type="checkbox"/> Power BI (free) 999,959 of 1,000,000 licenses available	
<input type="checkbox"/> TEAMS_COMMERCIAL_TRIAL	

Create Cancel

Logon Name	Logon Name	Logon Name	Logon Name
-	DJ.Snake	DJ.Snake	Marketing
-	DwyaneJohn@creativemess.in	DwyaneJohn	Marketing
-	Exchange_Online-ApplicationAccount@creativemess.in	Exchange Online-ApplicationAccount	Users
-	FederatedEmail.4c1f4d8b-8179-4148-93bf-00a95fa1e042@creativemess.in	FederatedEmail.4c1f4d8b-8179-4148-93bf-00a95fa1e042	Users
-	HealthMailbox117ad676c5a14dfb5fab19f404ddd2a@creativemess.in	HealthMailbox117ad676c5a14dfb5fab19f404ddd2a	Microsoft Exchange System Objects/Monitoring Mailboxes
-	HealthMailbox213852e54be14ba5b4b0b6577f4545e1@creativemess.in	HealthMailbox213852e54be14ba5b4b0b6577f4545e1	Microsoft Exchange System Objects/Monitoring Mailboxes

使用情境 — 啟用Exchange帳號

The screenshot displays the ADManager Plus web interface. At the top, there is a navigation bar with a hamburger menu, the logo 'ADManager Plus', and utility links for 'License', 'AD Explorer', and a search box for 'Search AD Objects'. Below this is a secondary navigation bar with tabs for 'Home', 'Management', 'Reports', 'Office 365', 'Delegation', 'Workflow', 'Automation', 'Admin', 'Backup', and 'Support'. A 'Domain Settings' button is also present.

The main content area is titled 'Create Single User' and includes a '+ Create New Template' button. It shows the 'Selected Domain' as 'erpex.com' and the 'Selected Template' as 'System Template', with a 'Copy User Attributes' button. Below this is a tabbed interface with tabs for 'General', 'Account', 'Contact', 'Exchange', 'Remote Mailbox', 'Terminal', and 'OCS/Lync/Skype'. The 'Exchange' tab is active, showing three radio button options: 'No Mail', 'MailBox Enabled User' (which is selected), and 'Mail enabled user (user with an external e-mail address)'. The 'Exchange General' section contains the following fields:

- * Mail Server: erpex/Exchange Administrative Group (FYDIBOHF23S) [i]
- * Mailbox Store: Mailbox Database 0218005890 [i]
- * E-mail Alias: [Empty text box]
- Simple Display Name: [Empty text box]
- Hide from Exchange address lists

The 'Storage limits/Proxy mail id's' section includes:

- Storage Limits: Use default storage limits. When mailbox size exceeds the indicated amount.
- Issue warning at (MB): [Empty text box]
- Prohibit send at (MB): [Empty text box]
- Additional E-mail Addresses: [Empty list box with + and x icons]

使用情境 — 結合審核流程

Business Workflow
Define an order of execution for important administrative tasks. [Learn more...](#) Create Request

Workflow Name:

Description:

Workflow Stages:

- Requester**
The one who raises a request for a particular action. [\[Configure\]](#)
- Reviewer**
The one who assesses the request, weighs its pros and cons, and offers recommendations. [\[Configure\]](#)
No. of Reviewers: 1
- Approver**
The one who possesses the authority to finalize an action. [\[Configure\]](#)
No. of Approvers: 1
- Executor**
The one who executes the approved action. [\[Configure\]](#)

Create Workflow Cancel


Action	Workflow Name	Description	Workflow Stages
	Default business workflow	This is a predefined workflow present in the product.	Requester → Executor
	User onboarding workflow	This workflow will be used while processing the request for user account creation.	Requester → Reviewers: 1 → Executor
	Stale accounts cleanup workflow	This workflow will be used while processing stale accounts cleanup.	Requester → Reviewers: 2 → Executor
	User password reset workflow	This workflow will be used while processing password reset requests.	Requester → Reviewers: 2 → Approver: 2 → Executor

使用情境 — AD任務自動化

- 無需程式撰寫
- 預先定義任務，自動執行
- 例如：
 - 強迫重置即將密碼到期的用戶，並在下次登入修改密碼
 - 偵測閒置帳號並停用
 - 偵測鎖定帳號並解鎖
 - 將電腦移動到適合的OU

使用情境 — 手機即時告警

- 告警ADManager Plus中任何異動
- 透過Email與簡訊
- 可自訂告警資訊



A person in a light blue shirt is sitting at a white desk, working on a laptop. The person is leaning forward, looking at the screen. The background is a blurred office setting with a window. The text "案例分享" is overlaid in the center of the image.

案例分享

案例分享 — 華沙市政府/波蘭

- 既有狀態
 - 超過4,500網域使用者，只有40名網域管理員
- 遭遇問題
 - 管理員有超過30%的時間，在於協助重置密碼
 - 大量使用者在無法登入時，處於停擺狀態
 - 原生AD無法即時偵測網域遭到攻擊
- 導入後
 - 整個組織節省了20%的時間
 - 管理員可以更專注在資安議題上



COMPANY: Warsaw City Hall

INDUSTRY: Government

LOCATION: Warsaw, Poland

案例分享 — 澳大利亞國防部/澳洲

- 各部門採用
 - CIO辦公室(Chief Information Officer Group.)
 - 網路整合中心(Land Network Integration Centre)
 - 水文服務局(Hydrographic Services)
- 採購服務
 - ITIL服務管理
 - AD管理
 - 桌面管理
 - 密碼管理等等



Australian Government
Department of Defence

Department overview

Formed	14 April 1942 ^[1]
Preceding department	Department of Defence Co-ordination
Jurisdiction	Australia
Headquarters	Canberra
Employees	16,272 (2020) ^[2]
Annual budget	A\$37.82 billion (2019-20) ^[3]
Ministers responsible	Linda Reynolds, Minister for Defence Alex Hawke, Assistant Minister for Defence Darren Chester, Minister for Veterans and Defence Personnel Melissa Price, Minister for Defence Industry
Department executive	Greg Moriarty, Secretary of the Department of Defence
Child agencies	Defence Intelligence Organisation Australian Geospatial-Intelligence Organisation
Website	defence.gov.au

為你呈現

ManageEngine

Introducing ManageEngine

ManageEngine的概念就是

- 花更少的預算
- 得到相同的功能
- 甚至更多!



全方位IT管理解決方案

- IT整合管理
 - 提供 90 多種，價格合理，滿足您的所有 IT 管理需求之產品。
- IT簡化管理
 - 易於下載、安裝、設定和部署，無需第三方支援服務或幫助。
- IT實惠管理
 - 更高的價格並不始終意味著更好的產品

180,000+

家全球企業

9/10

財富 100 強公司

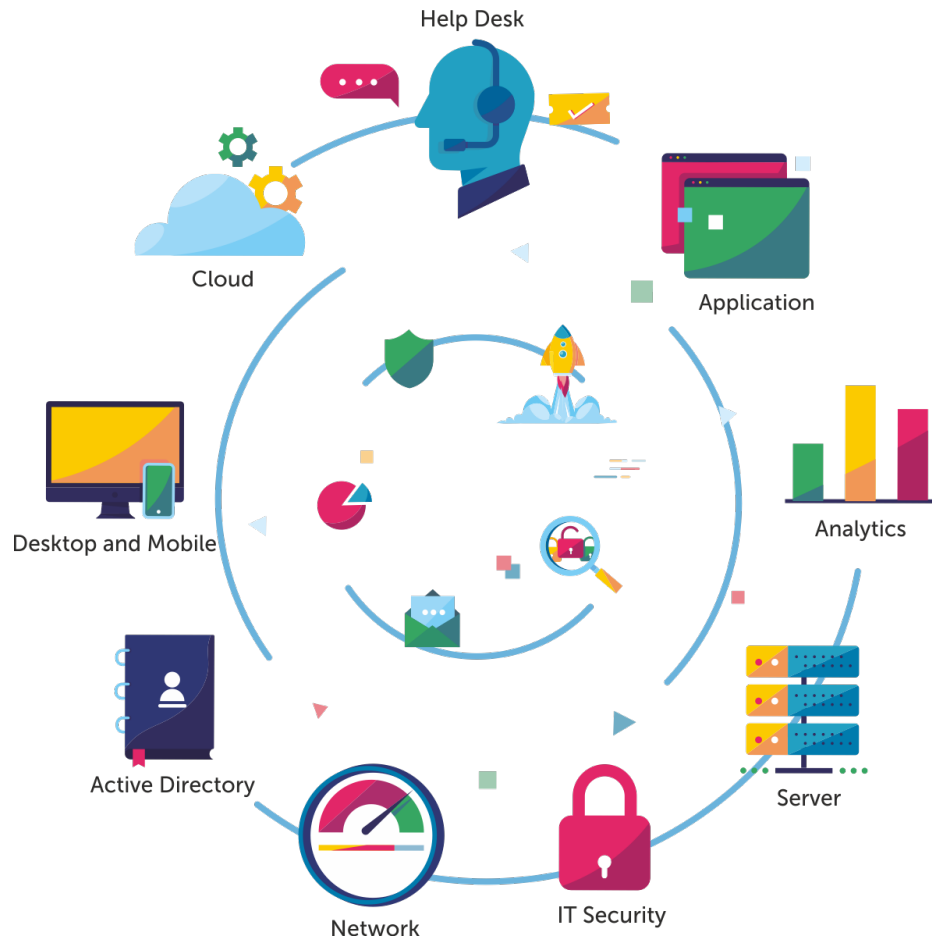
3,000,000+

管理者

..信任 ManageEngine 來管理其 IT。

ManageEngine 協助您

- ITIL整合式資產和服務管理
- 更有效的管理雲平台
- 比讓微軟更實用的AD管理
- 大量末端設備
- 複雜的基礎設施
- 符合資安需求的稽核
- 可滿足所有IT管理需求



用更實惠的價格，滿足相同的需求



您也可以選用
ManageEngine

每一項產品皆有線上DEMO

- 也可以申請30天 Trial License

The screenshot shows the ManageEngine ADSelfService Plus Online Demo page. The header includes the ManageEngine logo and the product name 'ADSelfService Plus'. Navigation links for 'Home', 'Download Free Trial', and 'Personalize Demo' are visible. The main content area features a large 'Online Demo' heading with a password field icon (*****). Below this is a descriptive text: 'Get a hands-on experience on our self-service password management and single sign-on solution.' On the right side, there are four buttons: 'Administrator Login' (green), 'Domain User Login' (teal), 'Reset Password Demo' (white with a key icon), and 'Unlock Account Demo' (white with a lock icon). A disclaimer at the bottom states: 'For security reasons, few administrative features have been disabled.'

Figure 1. Magic Quadrant for Application Performance Monitoring

入選各項Gartner魔術象限

- 應用效能監控解決方案
- 連續八年

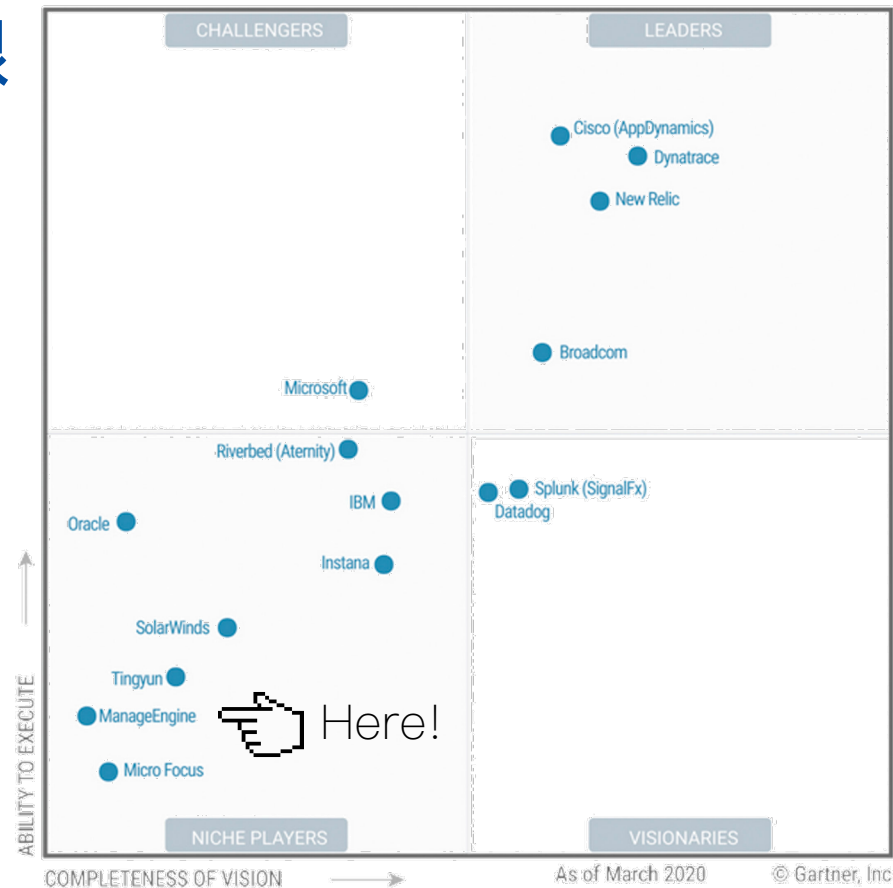


Figure 1. Magic Quadrant for Security Information and Event Management



Source: Gartner (February 2020)

Security Information and Event Management (SIEM)
連續四年

Figure 1. Magic Quadrant for Network Performance Monitoring and Diagnostics



Source: Gartner (February 2019)

Network Performance Monitoring and Diagnostics (NPMD)
連續兩年

Figure 1. Magic Quadrant for Unified Endpoint Management



Source: Gartner (August 2019)

Unified Endpoint Management Tools. (UEM)
連續兩年

Figure 1. Magic Quadrant for Privileged Access Management



Source: Gartner (December 2018)

Privileged Access Management (PAM)

獲獎無數的整合解決方案



全球各大企業指定使用



選擇ManageEngine

- 易於安裝、易於操作、易於管理
- 與企業一同成長，彈性增長規格
- 極具競爭力的價格



Celebrating 20 Years with Bluechip

PLATINUM SPONSORS

acer

CyberPower

LogMeIn

SOPHOS

GOLD SPONSORS

EAT•N



bluechip 與您的企業一起成長

- 總部位於澳洲雪梨，與其他據點
 - 墨爾本
 - 布里斯本
 - 阿得雷德
 - 伯斯
 - 台
- 超過101名員工，提供您最佳服務

THANK YOU

Any Questions?
Or
Contact Kerry